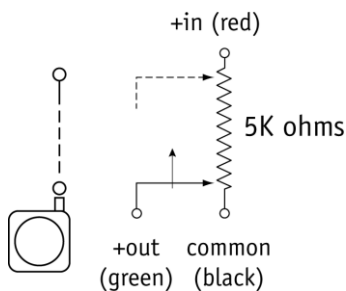


Introducing the world's smallest stringpot. The M150 is smaller than a thumbprint and occupies a tiny space of only .74 x .74 x .38 inches. With a full stroke measurement range of 1.5 inches, the M150 has been designed for many aerospace and automotive space-critical test applications such as throttle position and crash-test instrumentation.

The heart of the M150 is a precision high-cycle conductive plastic potentiometer that delivers a high-linearity voltage position feedback signal. With its rugged all aluminum construction, the M150 has been engineered for reliability and to provide quick, easy and hassle-free installation.

Electrical Connection



M150

World's Smallest Stringpot

Ultra-Miniature String Pot • Voltage Divider Output

1.5-inch Stroke Range

Precision High-Cycle Potentiometer

Designed for Test and Space-Critical Applications

General

Full Stroke Range	0-1.5 inches
Output Signal Options	voltage divider (potentiometer)
Accuracy	± 1% full stroke
Resolution	essentially infinite
Sensitivity	897 – 924 mV/V full stroke
Measuring Cable	.014-inch dia. nylon-coated stainless steel
Measuring Cable Tension	4 oz. ±25%
Maximum Measuring Cable Acceleration	39 g
Enclosure Material	anodized aluminum
Sensor	conductive plastic precision potentiometer
Potentiometer Cycle Life	5 million cycles
Weight	0.5 oz. max.

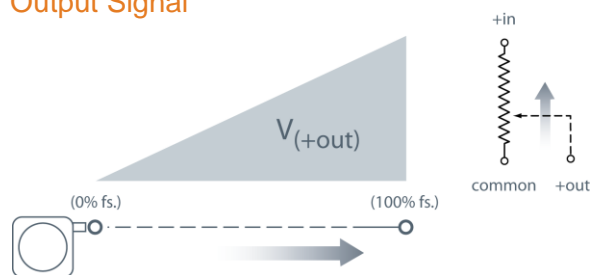
Electrical

Input Resistance	5K ±10% ohms
Recommended Output Signal Current	< 1µA
Recommended Maximum Input Voltage	20 VDC

Environmental

Enclosure	NEMA 12, IP 50
Operating Temperature	-40° to 185°F (-40° to 85°C)
Temp. Coefficient of Sensing Element	.0028%/°F (.005%/°C)
Vibration	up to 10 g at 30 – 2000 Hz max.

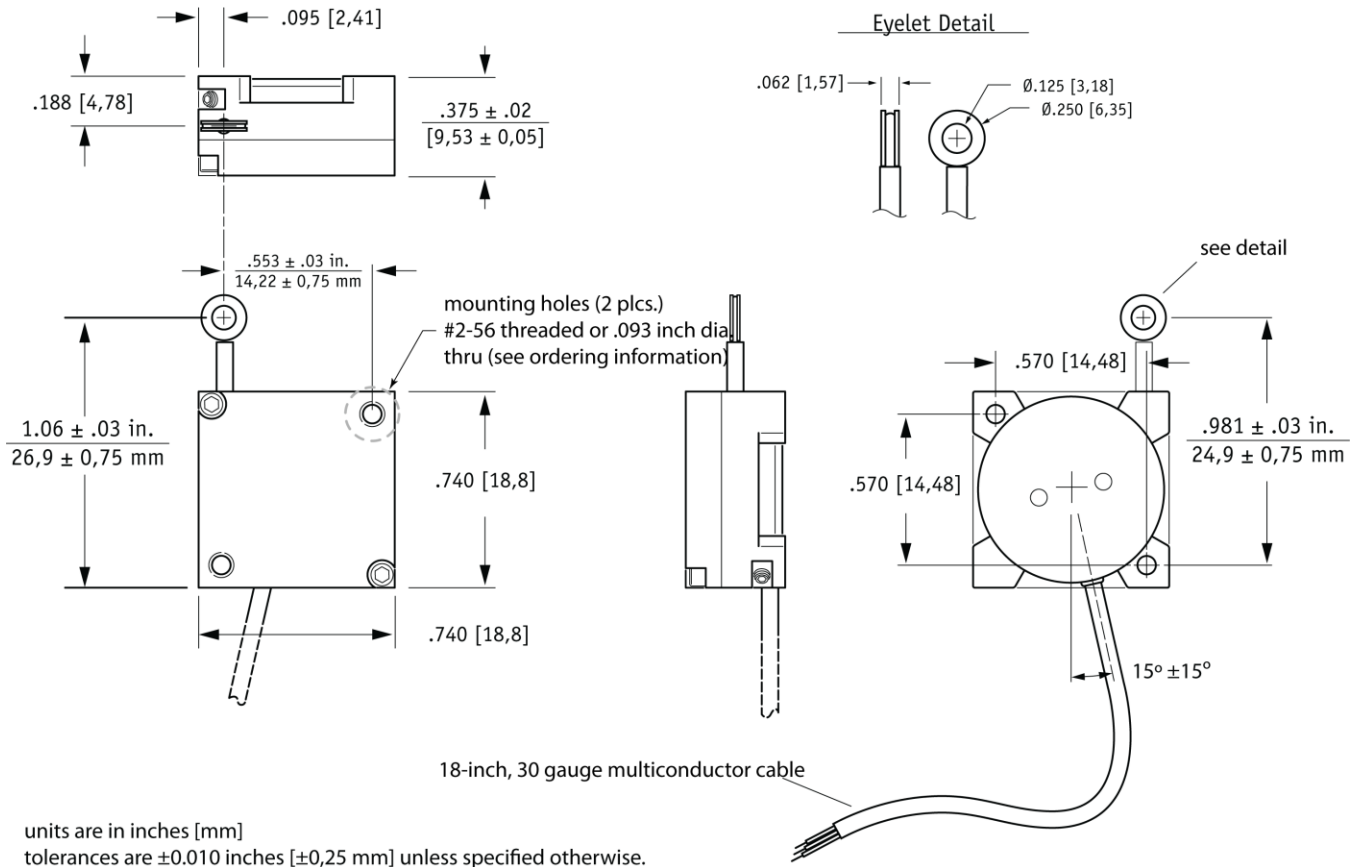
Output Signal



M150

World's Smallest Stringpot

Outline Drawing



Ordering Information

Model Number

M150 - 4 - A - B - 5K - C1

order code:

Sample Model Number:

M150 - 4 - H1 - E - 5K - C1

- A** mounting hole style: $.093$ inch dia. thru
- B** measuring cable termination: eyelet

Mounting Hole Style

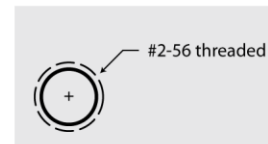
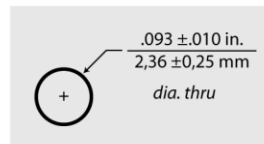
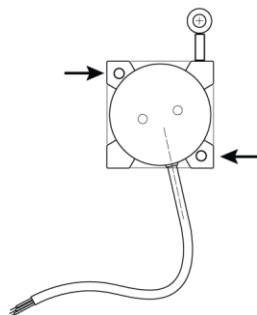
A order code:

H1

$.093$ thru

H2*

threaded

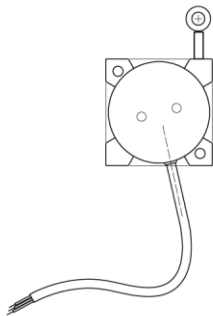


*-includes: 4) #2-56 x 3/8" pan head mounting screws with washers

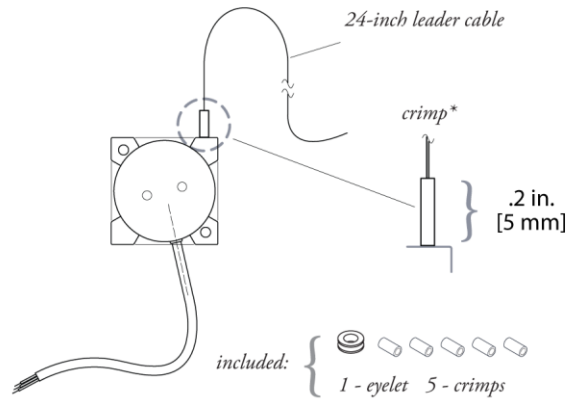
Measuring Cable Termination

B *order code:*

E
Eyelet



L
Leader Cable



**note: crimped stop prevents leader cable from retracting into sensor body*

NORTH AMERICA

Measurement Specialties, Inc.,
a TE Connectivity company
20630 Plummer Street
Chatsworth, CA 91311
Tel +1 800 423 5483
Tel +1 818 701 2750
Fax +1 818 701 2799
info@celesco.com

TE.com/sensorsolutions

Measurement Specialties, Inc., a TE Connectivity company.

Measurement Specialties, TE Connectivity, TE Connectivity (logo) and EVERY CONNECTION COUNTS are trademarks. All other logos, products and/or company names referred to herein might be trademarks of their respective owners.

The information given herein, including drawings, illustrations and schematics which are intended for illustration purposes only, is believed to be reliable. However, TE Connectivity makes no warranties as to its accuracy or completeness and disclaims any liability in connection with its use. TE Connectivity's obligations shall only be as set forth in TE Connectivity's Standard Terms and Conditions of Sale for this product and in no case will TE Connectivity be liable for any incidental, indirect or consequential damages arising out of the sale, resale, use or misuse of the product. Users of TE Connectivity products should make their own evaluation to determine the suitability of each such product for the specific application.

© 2015 TE Connectivity Ltd. family of companies All Rights Reserved.

M150 12/01/2015